



ANHUI GLEADER INTELLIGENT TECHNOLOGY CO. LTD.,  
安徽格莱德智能科技有限公司

PRAISE TECHNOLOGIES PTE LTD.

GLEADER PRAISE L.L.C-FZ  
جليدير برايس ش.ذ.م.م-منطقة حرة




## FIRE ALARM SYSTEMS PRODUCT CATALOGUE



# About Us

GULF ALARM is the industry leading fire alarm system manufactured using advanced UK technology. Our products are designed to meet the latest market requirement through continuous research and development process.

GULF ALARM is a progressive and reliable organization, providing superior fire detection and suppression solutions with outstanding customer support.



GULF ALARM is committed to providing our customers with the highest quality, cost-effective products, solutions and excellent customer service, while focusing on our customers, strategic partners, employees and state of the art technologies.

---

**Our network of authorized agents are fully trained on the usage of our products and ensure to provide a reliable and friendly service to our clients.**

# ADDRESSABLE FIRE ALARM SYSTEM

<b>GA7004:</b> 1 TO 4 LOOP INTELLIGENT ADDRESSABLE CONTROL AND INDICATING EQUIPMENT.....	4
<b>GA7100:</b> INTELLIGENT SMOKE DETECTOR.....	7
<b>GA7980:</b> INTELLIGENT DETECTOR BASE.....	9
<b>GA7110:</b> INTELLIGENT HEAT DETECTOR.....	10
<b>GA7140:</b> INTELLIGENT SURFACE MOUNTED CALL POINT.....	12
<b>GA7300:</b> ADDRESSABLE SOUNDER STROBE.....	14
<b>GA7302:</b> ADDRESSABLE SOUNDER BASE.....	16
<b>GA7210:</b> ADDRESSABLE SINGLE INPUT/ OUTPUT MODULE.....	18
<b>GA7230:</b> ADDRESSABLE ISOLATOR MODULE.....	21
<b>GA7232:</b> BASE MOUNTED SHORT CIRCUIT ISOLATOR.....	23
<b>GA7130:</b> CONVENTIONAL REFLECTIVE BEAM DETECTOR.....	25



# GA7004

## Intelligent Addressable Fire Alarm Control Panel

### Overview

The GA7004 Intelligent addressable fire alarm systems, which are often used in large and medium-sized projects and intelligent buildings, can indicate in detail where the fire occurred. GA7004 Intelligent Addressable Fire Alarm Control Panel comprises of a range of analogue addressable, microprocessor-based fire alarm control equipment to offer flexibility in both design and operation. The System is a modular concept for easy tailoring of system design, to meet full requirements of the project. The GA7004 is designed to provide early warning fire detection, to quickly identify the location of fire and provide user definable text informing the occupants of the building of potential smoke spread. Simultaneously, the GA7004 will alert and evacuate the occupants, and control all necessary auxiliary command functions such as elevator control, air handling shut down, gas shut off & damper control, as per the cause and effects requirements. Configured through Command Builder Set-up.

### Features and Benefits

- Comply with BS EN54-2,4
- LPCB Approved
- Using advance microprocessor technology with large memory capacity
- Enhance user interface combining LCD Touch screen and keypad access.
- Support real time visual algorithm.
- Enhance false alarm prevention.
- Provided with Keypad and PC programming.
- Built-in Multiple interface protocol such as USB/Ethernet/CanBus/ Serial/RS485 (Available only in GA7004/4 Panel)
- Support Loop Powered devices for extra saving on cable cost
- Built-In Printer and 160 LED Zones Indicators



### System Capacity

- Maximum 4 loops in network application built-in 4-in-1 Communication card
- Maximum 6 loops on standalone basis.
- Support 254 Devices (1,524 ideal)
- Network up to 512 Node
- Programmable Capacity
- Zones up to 3000
- Sounders Groups 1-1000
- Modules Groups 1001- 2000
- Built-in 160 LED Zones Indicator



### Commissioning Advantage

- Auto Enrolling of Devices
- Loop Mapping with color coding status
- Monitor device mismatch and dual address conflict.
- Command Builder to create requirements for fire event scenario.
- With Loop protection against power surge
- One-man test with On/Off sounder Programming Protection

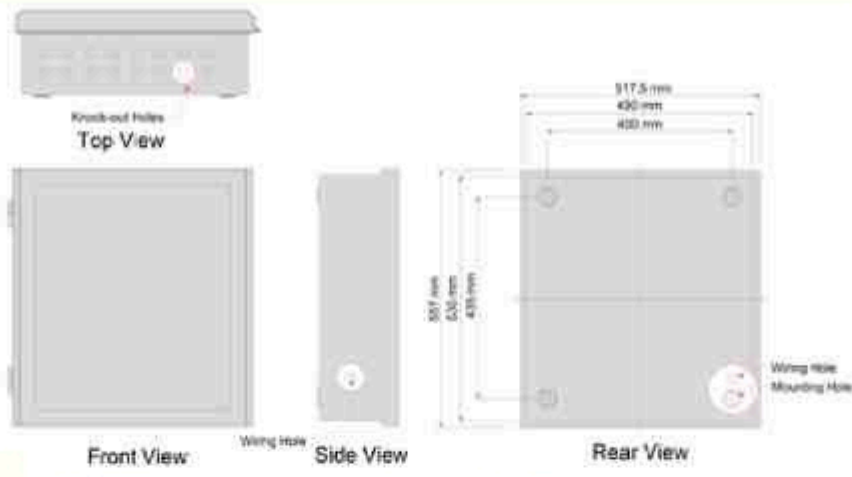
## Technical Specification

<b>Approval</b>	LPCB / CE-CPR	<b>Loop Specifications</b>	
<b>Compliance Standards</b>	BS EN54-2:1997+A1:2006, BS EN54-4:1997+A1:2002+A2:2006	<b>Protocol/ Addressing</b>	GULF, Value ranges from 1 to 254
<b>Power Rating</b>		<b>No. of Loop</b>	4 Loop
<b>Input Voltage</b>	240V AC +10%-15%, 50/60Hz	<b>Protection</b>	Built-in 4kV Surge protection
<b>Input Current Consumption</b>	1A	<b>Power rating</b>	16 to 24V DC
<b>PSU Output to CIE</b>	24.5 to 28.5V DC	<b>Cabling</b>	1.2Km Max Length/2 x 1.5mm <sup>2</sup> solid core Fire resistance
<b>Batteries</b>	2 x 12V / 24Ah	<b>Input/outputs</b>	
<b>Networking and Interfaces</b>		<b>Programmable Relays</b>	4 circuits. Normally Open/Close
<b>Panel to panel communication</b>	Can Bus (loop)	<b>Programmable Input</b>	1 Circuit: Power limited 24V DC (for future use)
<b>Number of Panels</b>	512	<b>Programmable Auxiliary Power</b>	19 to 28V DC (Note: Current Limited)
<b>Interface Card</b>	USB, RS485 Serial, RS232 Serial, Ethernet	<b>Fixed Outputs (FPE/Sounder)</b>	2 Circuits: 18 to 28V DC (Note: Current Limited)
<b>System Capacity</b>		<b>Indicator</b>	24 LED Status/ 160 Zone Indicators
<b>Memory [Non-Volatile]</b>	1000 Fire Events, 10,000 General Event	<b>Display</b>	7" TFT Touch Screen
<b>Zones</b>	3,000 programmable	<b>Keypad</b>	5 Brigade buttons and Programming Keypad
<b>Total Group</b>	3,000 programmable	<b>Material/ Color</b>	Flat sheet Metal / with outer glass door, Orange stripe
<b>Sounder Group</b>	1,000 programmable	<b>Dimension L x W x H</b>	530 mm x 490 mm x 135 mm
<b>Common Group</b>	2,000 programmable	<b>Weight</b>	16.70 Kg
		<b>Humidity</b>	0 to 95% Relative Humidity, Non condensing
		<b>Operating Temperature</b>	-5°C to +50°C

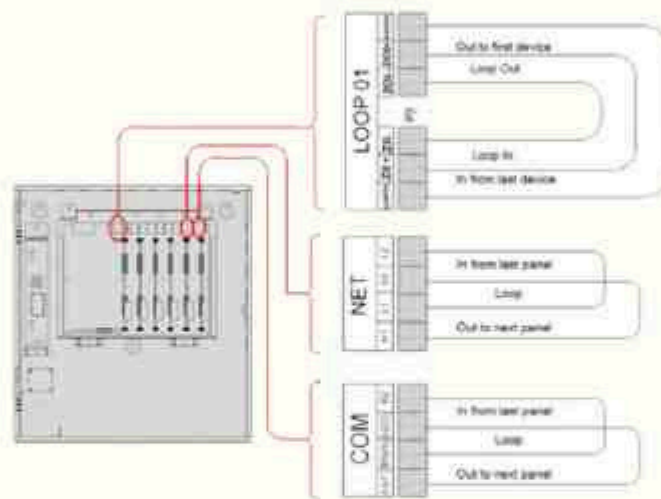
## Ordering Information

<b>GA7004/1</b>	1 Loop LPCB Approved .7" LCD display touch screen, fitted with 1x Single Loop Card, basic configuration up to 254 Addressable Devices, expandable to 6-loop by adding loop card. Optional 4-in-1 Communication Card
<b>GA7004/2</b>	2 Loop LPCB Approved .7" LCD display touch screen, fitted with 1x Dual Loop Card, basic configuration up to 508 Addressable Devices, expandable to 6-loop by adding loop card. Built-in Glass Door and Printer Optional. Optional 4-in-1 Communication Card
<b>GA7004</b>	4 Loop LPCB Approved .7" LCD display touch screen, fitted with 2x Dual Loop Card, basic configuration up to 1016 Addressable Devices, expandable to 6-loop by adding loop card. Built-in Glass Door and Printer Optional. Built-in 4-in-1 Communication Card

## CABINET DETAILS

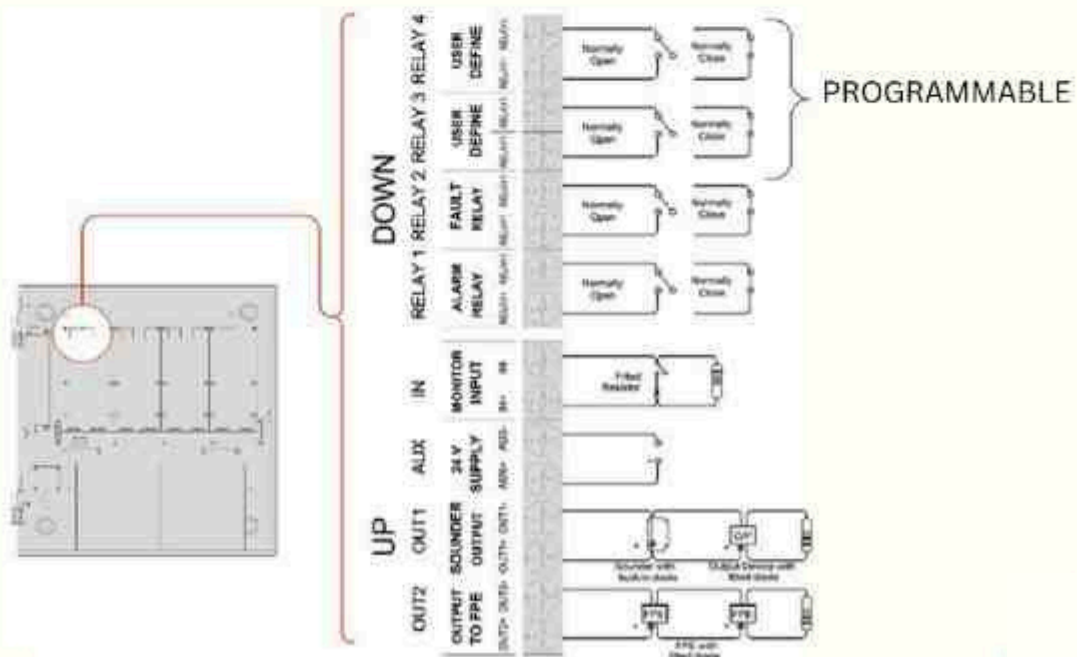


## LOOP AND NETWORK WIRING DETAILS



COMMUNICATION CARD  
INSTALLED INSIDE THE PANEL  
(Available only in GA7004)

## INPUT/OUTPUT WIRING DETAILS



# GA7100

## Intelligent Addressable Optical Smoke Detector

### Overview

The GA7100 Intelligent Photoelectric Smoke Detector is an intelligent device that uses an optical photoelectric sensing chamber to detect smoke, which is the ideal device for most applications, due to its spitting linear response by wide variety of different types of smoke patterns. An addressable fire alarm system is one in which all fire and smoke detection devices in a system are connected and communicate both with each other and a central control monitoring location. Interconnectivity allows the control personnel to identify the location or "address" where the initial detection occurred. The unit is aesthetically pleasing with seamless design that will complement modern building designs. The unit included an intelligent processor that provides Algorithm map, inbuilt A/D converter, Drift compensation, and Self-Diagnosis and History log.

Secure and speedy communication through the on-board processor enables the detector to make its own decision, resulting in greater automation. In the event of fire, the integral microprocessor analyses the signal according to factors such as signal strength and rate of increase, then confirms these patterns with the pre-programmed fire scenarios and smoke patterns, for a faster and safer response. Once it is confirmed, the LED indicates the sensor status and parallel sending communication signal to the control panel. The GA7100 detector is compatible to the GA7004 Analogue Intelligent Fire Alarm Control Panel, produced by single manufacture, to avoid addressable communication compatibility problem.

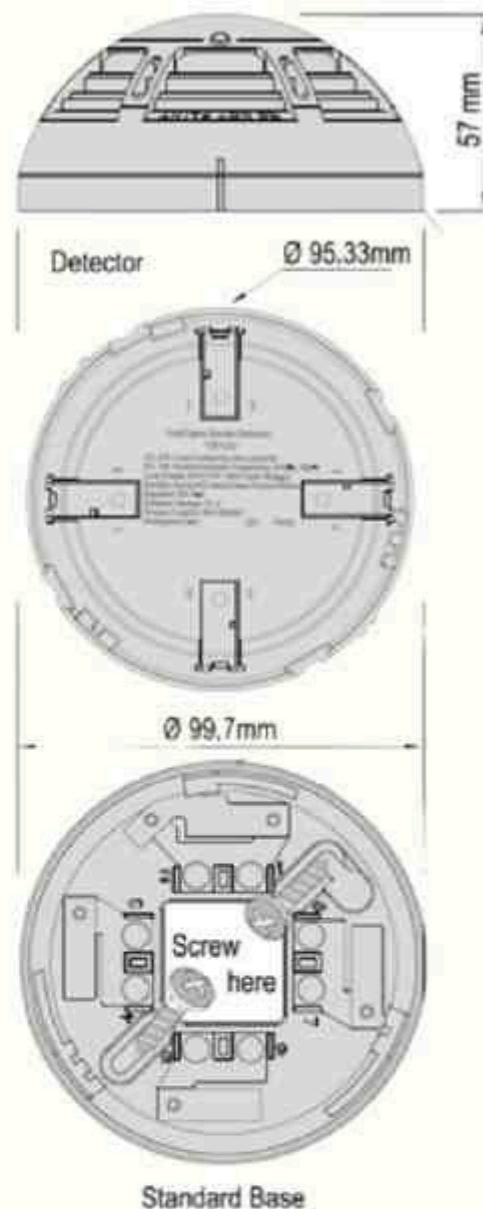


### Features and Benefits

- EN54-7:2018
- LPCB Approved
- Using microprocessor technology with memory capacity up to 10 events
- Analogue sending and digital addressing
- Provide real time algorithm to the control panel
- Smart linear drift compensation
- Onsite adjustable parameter
- 360-degree visual indicator
- Removable chamber against dust and small insect
- Ancillary remote indicator output
- Aesthetically pleasing design

## Technical Specification

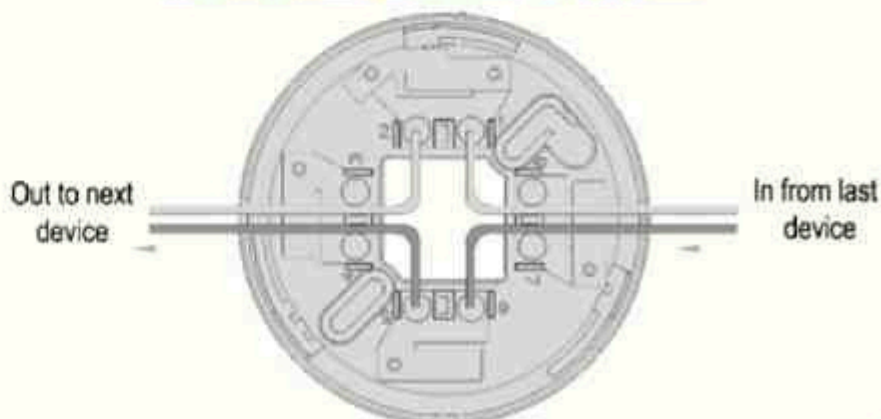
<b>Approvals</b>	LPCB / CE-CPR
<b>Compliance Standard</b>	EN54-7:2018
<b>Power Rating</b>	
<b>Input Voltage</b>	24V DC [16V to 28V]
<b>Current Consumption</b>	Standby 0.6mA, Alarm: 4mA
<b>Detector</b>	
<b>Protocol/ Addressing</b>	GULF, Value range from 1 to 254
<b>Sensitivity</b>	As per stipulated standard
<b>Indicator</b>	Single LED / 360-degree Visual
<b>Material / Colour</b>	ABS / White Glossy finish
<b>Dimension / Height</b>	Diameter 99.7 mm / 57 mm
<b>Weight</b>	145g (with Base), 90g (without Base)
<b>Operating Temperature</b>	-10°C to +50°C
<b>Humidity</b>	0 to 95% Relative Humidity, Non condensing



## Terminal Description

1. Signal In (+)
2. Signal Out (+)
3. Remote Indicator (+)
4. Remote Indicator (+)
5. Signal Out (-)
6. Signal In (-)
7. Remote Indicator (-)
8. Remote Indicator (-)

## Detector and Wiring Details





# GA7980

## Detector Base

### Overview

The GA7980 manufactured based on the requirement of EN Standard. The unit is aesthetically pleasing with unobtrusive design that will complement modern building designs and used to mount intelligent GA7100 smoke detector and GA7110 heat detector. The GA7980 base is compatible to the GA7004 Analogue Intelligent Fire Alarm Control Panel.



### Features and Benefits

- LPCB Approved
- Aesthetically pleasing design
- Surface mounting installation



### Device and Wiring Details

#### Terminal Description

1. Signal In (+)
2. Signal Out (+)
3. Remote Indicator (+)
4. Remote Indicator (+)
5. Signal Out (-)
6. Signal In (-)
7. Remote Indicator (-)
8. Remote Indicator (-)

<b>Approval</b>	LPCB / CE-CPR
<b>Input Voltage</b>	24V DC [16V to 28V]
<b>Current Consumption</b>	0 $\mu$ A
<b>Material</b>	ABS
<b>Dimensions/ Height</b>	100mm/ 15mm
<b>Weight</b>	50g
<b>Ingress Protection</b>	IP30
<b>Operating Temperature</b>	-10°C to +50°C
<b>Humidity</b>	0 to 95% Relative Humidity, Non condensing

# GA7110

## Intelligent Dual Heat Detector

### Overview

The GA7110 Intelligent Dual heat Detector combines both Fixed Temperature and Rate of Rise Heat Detection which is reliable for application in places where may have high dust level or smoky environments, making a normal smoke detector undesirable. The unit manufactured based on the sensitivity requirement of EN 54 part 5. The unit is aesthetically pleasing with unobtrusive design that will complement modern building designs. The unit incorporates an intelligent processor that provides an inbuilt AID converter, and Self-Diagnosis and History log. In the event of fire, the integral microprocessor analyses the signal according to factors such as signal strength and rate of increase, then confirms these patterns with the pre-programmed fire scenarios, heat patterns including rate of rise temperature patterns, for a faster and safer response. Once it is confirmed, the LED indicates the sensor status and parallel sending communication signal to the control panel. The GA7110 detector is compatible to the GA 7004 Analogue Intelligent Fire Alarm Control Panel.

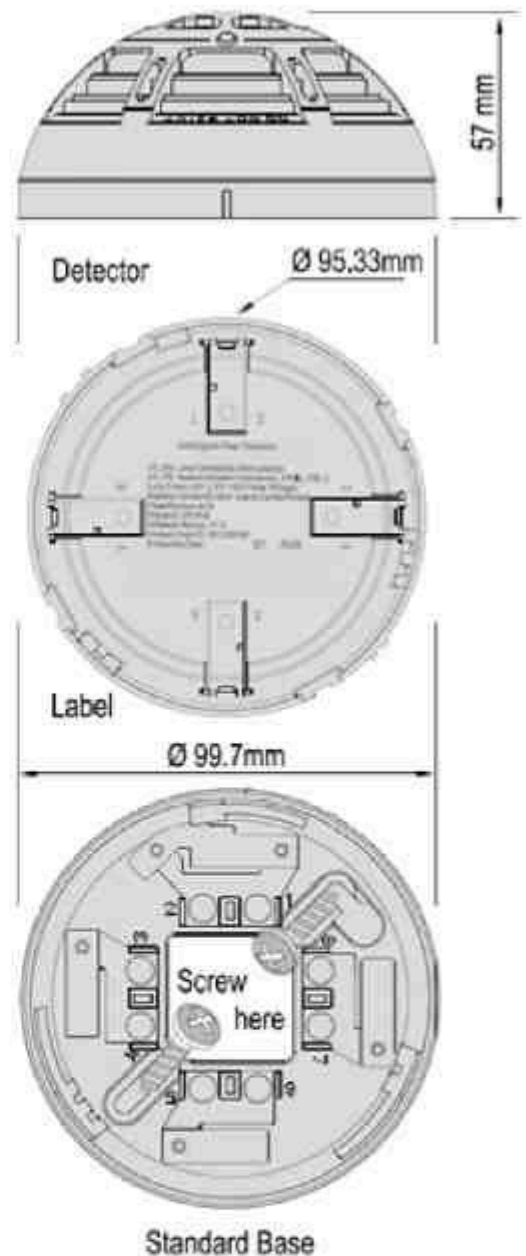


### Features and Benefits

- Comply with EN54-5:2017 + A1:2018 LPCB Approved
- Using microprocessor technology with memory capacity up to 10 events
- Analogue sensor and digital addressing
- Provide real time algorithm to the control panel.
- 360-degree visual indicator
- Onsite Adjustable Parameter
- Ancillary remote indicator output
- Aesthetically pleasing design

## Technical Specification

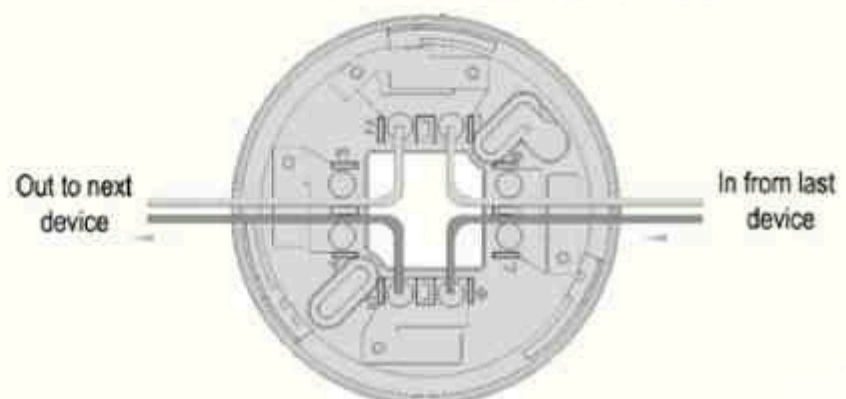
<b>Approval</b>	LPCB / CE-CPR
<b>Standard Compliance</b>	EN54-5:2017 + A1:2018
<b>Power Rating</b>	
<b>Input Voltage</b>	24V DC [16V to 28V]
<b>Current Consumption</b>	Standby 0.6mA, Alarm: 4mA
<b>Detector</b>	
<b>Protocol/ Addressing</b>	GULF, Value range from 1 to 254
<b>Heat Class Type</b>	A1R
<b>Indicator</b>	Single LED / 360-degree Visual
<b>Material / Color</b>	ABS / White Glossy finishing
<b>Dimension / Height</b>	Diameter 99.7 mm / 57 mm
<b>Weight</b>	127g (with Base), 72g (without Base)
<b>Operating Temperature</b>	-10°C to +50°C
<b>Humidity</b>	0 to 95% Relative Humidity, Non condensing



## Terminal Description

1. Signal In (+)
2. Signal Out (+)
3. Remote Indicator (+)
4. Remote Indicator (+)
5. Signal Out (-)
6. Signal In (-)
7. Remote Indicator (-)
8. Remote Indicator (-)

## Detector and Wiring Details



# GA7140

## Addressable Manual Call Point



### Overview

The GA7140 Addressable Manual Call point allows occupants to trigger the system from a single location. If a fire is discovered before the fire alarm system is activated, which uses a non-breakable glass designed to press under light pressure, triggering the call point into an alarm condition, with an LED indicator mounted onto the front face to simplify the location of an operated call point. Safe to press and no hammer is required. The protected flap on the lower part is used for resetting through a supplied special tool.

In the event of fire, once it is pressed, the LED goes on to indicate the call point status and parallel sending communication signal to the control panel. The GA7140 manual call point is compatible to the GA7004 Analogue Intelligent Fire Alarm Control Panel, produced by single manufacturer GULF, to avoid addressable communication compatibility problems.

### Technical Specification

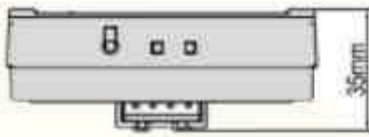
<b>Approval</b>	LPCB / CE-CPR
<b>Compliance</b>	EN 54-11:2001 + A1:2005
<b>Power Rating</b>	
<b>Input Voltage</b>	24V DC [16V to 28V]
<b>Current Consumption Standby</b>	0.6mA, Alarm: 1.8mA
<b>Call Point</b>	
<b>Protocol/ Addressing</b>	GULF, Value range from 1 to 254
<b>Indicator</b>	Single LED / Steady On-when pressed
<b>Material / Color</b>	Fireproof ABS / RED Glossy finishing
<b>Dimension</b>	89mm × 93mm × 35mm
<b>Weight</b>	102g (with Base), 80g (without Base)
<b>Class</b>	Type A, indoors
<b>Operating Temperature</b>	-10°C to +55°C
<b>Humidity</b>	0 to 95% Relative Humidity, Non condensing

### Features and Benefits

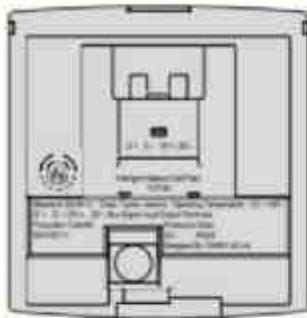
- EN 54-11:2001 + A1:2005
- LPCB Approved
- Using microprocessor technology
- Digital addressing
- Non-breakable glass and hammerless
- Safe to operate and easy to reset.
- Semi-flash Mounted, indoor application.
- Optional Backbox for Surface mount (GA7140-MB)



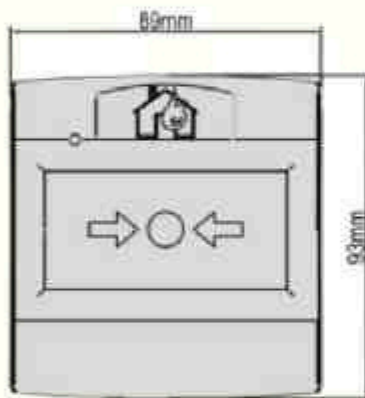
## Call Point and Wiring Details



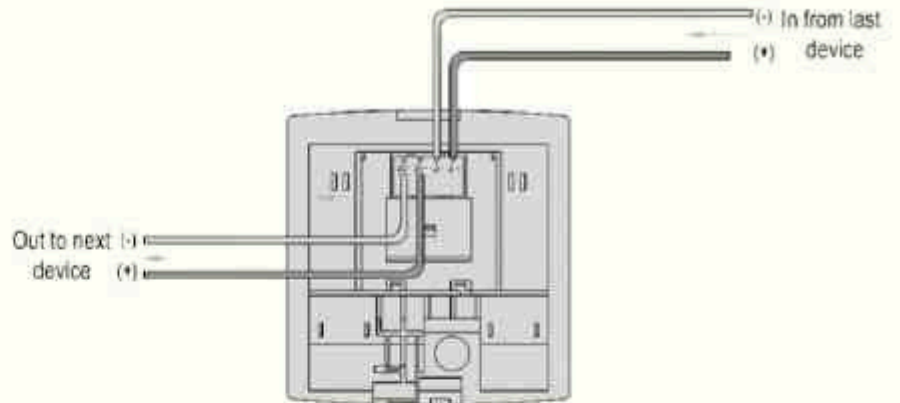
Top view



Label



Call Point



### Terminal Description

- ZI Signal In (+)
- ZI Signal In (-)
- ZO Signal Out (+)
- ZO Signal Out (-)



### Optional Accessories

**GA7140-PFC**

## Ordering Information

<b>GA7140</b>	LPCB Approved. Resettable non-breaking glass addressable Recessed Mount MCP Certified EN54-11:2001 + A1:2005. Optional Back Box for Surface Mount
<b>GA7140-MB</b>	Optional surface mounting backbox
<b>GA7140-PFC</b>	Protective flip cover
<b>GA7140-PCW</b>	Weatherproof protective cover surface mount

# GA7300

## Addressable Sounder and Strobe



### Features and Benefits

- Comply with EN54-3:2001+A1:2002 A2:2006
- Built-in MCU processor and digital addressing
- 17 tones Programmable sound output
- Programmable types such as Sounder-Strobe, Sounder or Strobe alone
- Programmable Evacuate or Pre-alarm/Evacuate signal
- Low and normal consumption mode
- One or Two addresses mode
- 10 Highlights LED status cluster
- Onsite Adjustable Parameters
- Loop or external power input
- Aesthetically pleasing design
- Universal mounting with fix base for simple installation

### Overview

The GA7300 Addressable Sounder Strobe is high quality loop powered device designed to alert building occupants of an emergency. The unit adopts multiapplication device starting from the types, parameters, and wiring layout in single unit. The GA7300 can change into different alarm warning types such as sounder-strobe type, sounder type or strobe type using programming tool. In addition, parameters can be configured according to the requirement which include alarm tone from 17 different tones, single address or dual address mode and setting of power mode to low current consumption in a simple programming.

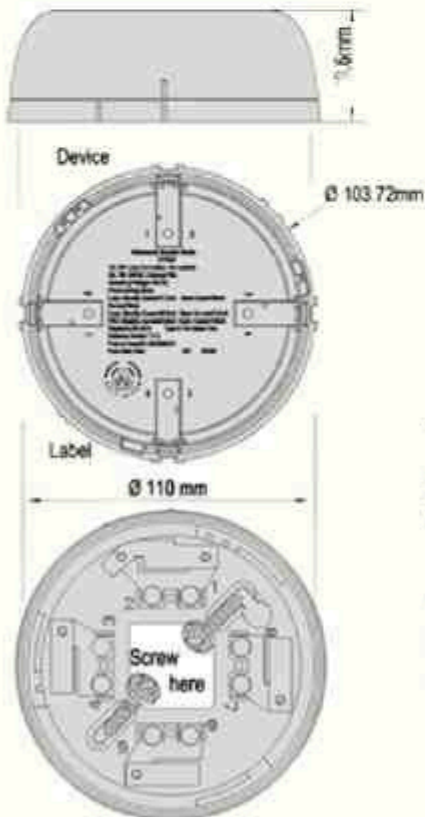
The unit manufactured based on the requirement of EN 54 part 3, European Standard. The unit is aesthetically pleasing with unobtrusive design that will complement modern building designs and its plug-in type assemblies make installation and maintenance more convenient to the installer. The unit is compatible to the GA7004 Analogue Intelligent Fire Alarm Control Panel, produced by single manufacture GULF, to avoid addressable communication compatibility problem.



## Technical Specification

<b>Approval</b>	LPCB / CE-CPR	<b>Address Sequence</b>	Single Address: Evacuate tone
<b>Standard Compliance</b>	EN54-3:2001+A1:2002 + A2:2006	<b>Protocol/ Addressing</b>	GULF, Value range from 1 to 254 dual address 1st Alert / 2nd Evac
<b>Power Rating</b>			
<b>Input Voltage</b>	Loop Power: 24V DC [18V to 27.5V]	<b>Strobe Light</b>	10 Highlights LED
<b>External PSU</b>	24V DC [20V to 27.5V]	<b>Material / Colour</b>	ABS / RED Glossy finishing
<b>Typical Current</b>	Loop: Standby 0.6mA, Alarm: 1.5mA	<b>Dimension / Height</b>	Diameter 110 mm / 39.6 (with Base)
<b>Loop and External PSU</b>	Standby 0.6mA, Alarm: 15mA	<b>Weight</b>	176g (with Base), 110g (Without Base)
<b>Saving Current</b>	Standby 1.2mA, Alarm: 9mA	<b>Class</b>	IP30
<b>Sounder Strobe</b>			
<b>Sounder level Pressure</b>	102 dBA at 1 meter / tone 14	<b>Operating Temperature</b>	-10°C to +50°C
<b>Tone</b>	17 Tones (refers to Manual)	<b>Ingress Protection Rating</b>	IP21
		<b>Humidity</b>	0 to 95% Relative Humidity, Non-condensing

## Sounder and Wiring Details

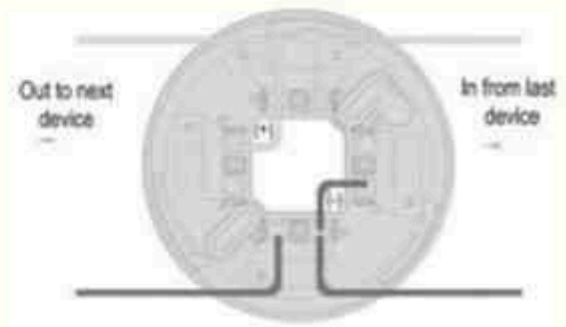
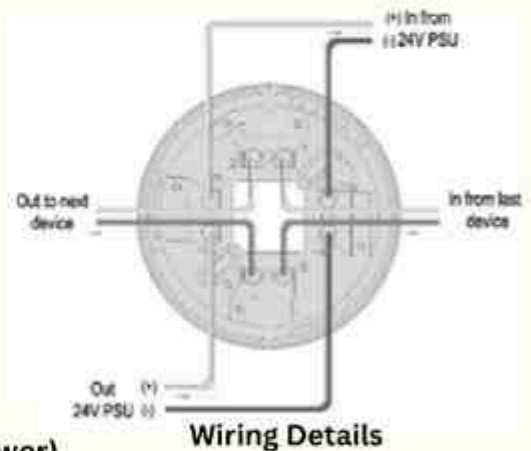


### Terminal Description (24VDC)

1. Signal In (+)
2. Signal Out(+)
3. External PSU In (+)
4. External PSU Out(+)
5. Signal In(-)
6. Signal Out(-)
7. External PSU In (-)
8. External PSU Out (-)

### Terminal Description (Loop Power)

1. Signal In (+)
2. Signal Out(+)
- (Jumper(+)) terminal 2 and 3
5. Signal In(-)
6. Signal Out(-)
- (Jumper(-)) terminal 6 and 7



# GA7302

## Addressable Sounder Base

The GA7302 Addressable Flashing Beacon Base is an alarm warning device used to notify persons in the vicinity of the occurrence fire emergency in order the person to take appropriate measures. The unit adopt multi application device starting from the types, parameters and wiring layout in single unit. The GA7302 Addressable Flashing Beacon Base is powered by the communication bus. The GA7302 can change into different encoding modes such as Single-encoding Mode Mode 1 and Dual-encoding Mode 2 using a programming tool. And it has different starting modes such as started by a detector, a controller or other front-end linkage.

In addition, the alarm tone can be configured according to the requirement from 17 different tones. The unit manufactured based on the requirement of EN 54 part 3, European Standard. The unit is aesthetically pleasing with unobtrusive design that will complement modern building designs and its plugin type assemblies make installation and maintenance more convenient to the installer. The unit is compatible to the GA7004 Analogue Intelligent Fire Alarm Control Panel, produced by single manufacture, to avoid addressable communication compatibility problem.

### Features and Benefits

- Comply with EN54-3
- Built-in MCU processor and digital addressing
- 17 tones Programmable sound output
- Encoding modes such as Single encoding Mode, Dual-encoding Mode 1 and Dual encoding Mode 2
- Programmable Evacuate or Pre-alarm/Evacuate signal.
- 8 highlights LED status cluster
- Be started directly by a detector.
- Onsite adjustable parameters
- Loop power input
- Aesthetically pleasing design
- Mounting base using GA7980 (Excluded)






## Technical Specification

<b>Approval</b>	LPCB, CE
<b>Standard Compliance</b>	EN54-3
<b>Power Rating</b>	
<b>Input Voltage</b>	Loop Power: 24V DC [16V to 28V]
<b>Current Consumption</b>	Standby: c0.8mA, Alarm: c5mA
<b>Sounder Strobe Base</b>	
<b>Protocol/Addressing</b>	GULF, Value range from 1 to 254
<b>Address Sequence</b>	Single-encoding Mode: Alarm Dual-encoding Mode 1: 1st Alarm / 2nd Warning Dual-encoding Mode 2: 1st Warning / 2nd Alarm
<b>Strobe</b>	8 highlights LED
<b>Base</b>	GA7980 Detector Base (Excluded)
<b>Material / Color</b>	ABS / White glossy finishing
<b>Dimension / Height</b>	Diameter 140mm / 59.1mm (with a cover)
<b>Weight</b>	198g (with a cover)/180g (without a cover)
<b>Class</b>	Type A, Indoors
<b>Operating Temperature</b>	-10°C to +55°C
<b>Ingress Protection Rating</b>	IP30
<b>Humidity</b>	0 to 95% Relative Humidity, Non condensing

## Sounder and Wiring Details



### Terminal Description

1. Signal In (+)
2. Signal Out (+)
3. Remote Indicator (+)
4. Remote Indicator (+)
5. Signal In (-)
6. Signal Out (-)
7. Remote Indicator (-)
8. Remote Indicator (-)



# GA7210

## Addressable Single Input/Output Module



The GA7210 Addressable Single Input/output Module can communicate with fire alarm control panel (FACP), monitor power supply, control output and indicator with a microprocessor. The module closes the output relay and illuminates the indicator when receiving start command from FACP.

The module is characterized as one input or output volt free relay and control module. The unit is normally used for overriding equipment such as lift return, door holder, smoke extract fans, air handling unit, auto dialer to fire brigade, BMS and etc. The unit has built-in feedback signal feature, according to the pre-configured interface module command fire scenario, the alarm controller send out start command to the equipment required to start. After receiving the command, output module enables its relay to change state. Once the module is under control and operated a confirmation signal will be sending back to the alarm controller. In addition, the unit incorporates an intelligent processor that provides automatic monitoring for both open and short circuit of the input signal line. The unit is compatible to the GA7004 Analogue Intelligent Fire Alarm Control Panel, produced by a single manufacturer to avoid addressable communication compatibility problem.

### Features and Benefits



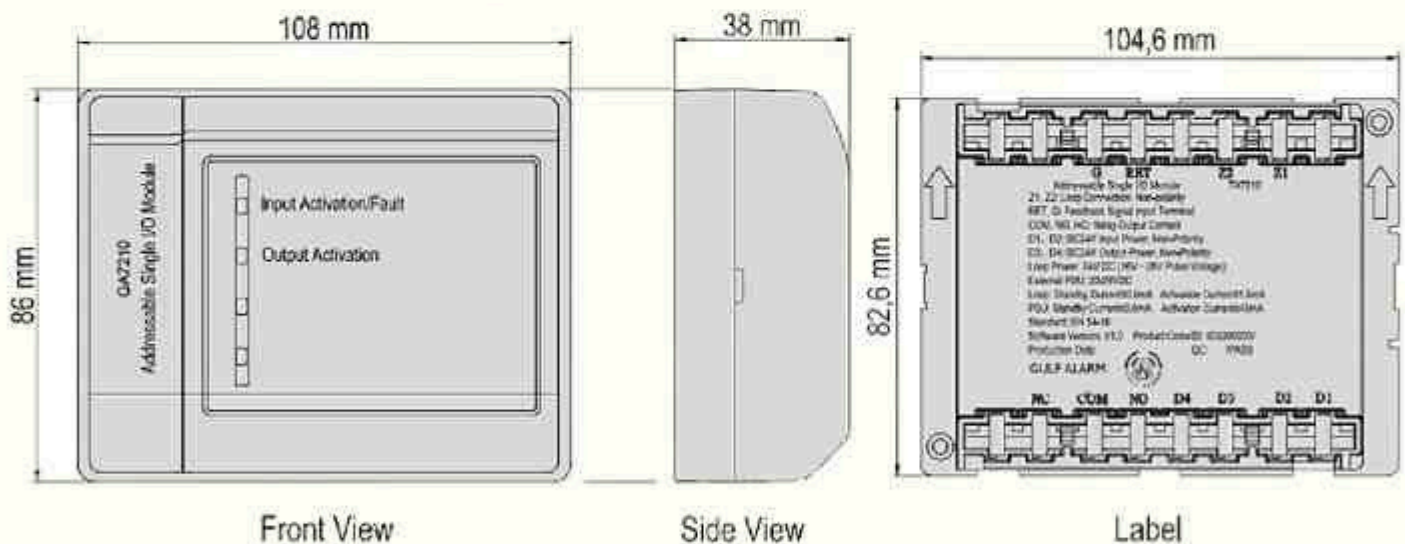
- EN54-18:2005 Compliance
- LPCB Approved
- Built-in MCU processor and digital addressing
- 24Vdc/3A Output relay contact and Control module
- Input Fire or Supervisory signal
- configuration
- LED status indicator
- Onsite Adjustable Parameter
- Loop or external power input
- Aesthetically pleasing design Surface mounting with fix base for simple installation.

## Technical Specification

<b>Approval</b>	LPCB / CE-CPR
<b>Standard Compliance</b>	EN54-18:2005
<b>Power Rating</b>	
<b>Input Voltage</b>	Loop Power:24V DC [16V to 28V]
<b>External PSU</b>	20 to 28V DC
<b>Current Consumption</b>	Loop: Standby 0.6mA, Alarm: 1.6mA
<b>External PSU</b>	Standby 0.6mA, Alarm: 45mA
<b>Control output voltage</b>	24V DC / 2A rating
<b>Module</b>	
<b>24VDC / 2A rating</b>	Normally Open dry contact
<b>Input Resistance</b>	5.1Kohms/ 1/4W

<b>Protocol/ Addressing</b>	GULF, Value range from 1 to 254
<b>Indicator Status</b>	GULF: Single blink/Active: Steady/Fault: Double Blink
<b>Material / Colour</b>	ABS / White Glossy finishing
<b>Dimension / LWH</b>	108 mm x 86 mm x38 mm
<b>Weight</b>	170g (with Base), 92g (without Base)
<b>Operating Temperature</b>	-10°C to +50°C
<b>Ingress Protection Rating</b>	IP30
<b>Humidity</b>	0 to 95% Relative Humidity, Non condensing

## Module and Wiring Details



### Terminal Description

Z1 Signal In (+)  
 Z1 Signal Out (+)  
 Z2 Signal In (-)  
 Z2 Signal Out (-)  
 RET Input Cable  
 G Input Cable

D1 External Power Supply In (+)  
 D2 External Power Supply In (-)  
 D3 Not Use  
 D4 Not Use  
 COM Output Cable  
 NO, NC Output Cable

## Module and Wiring Details

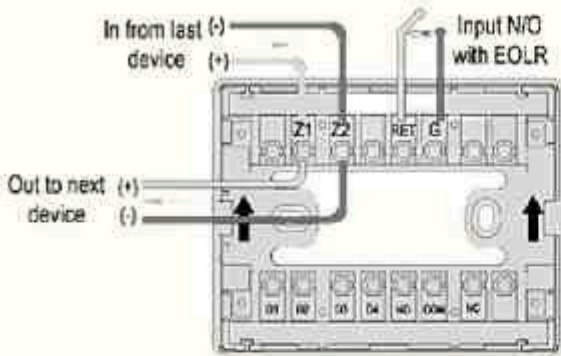


Figure 1: Input Wiring Details  
 Note: Change the parameter Input Check into 3Y (Loop Powered)

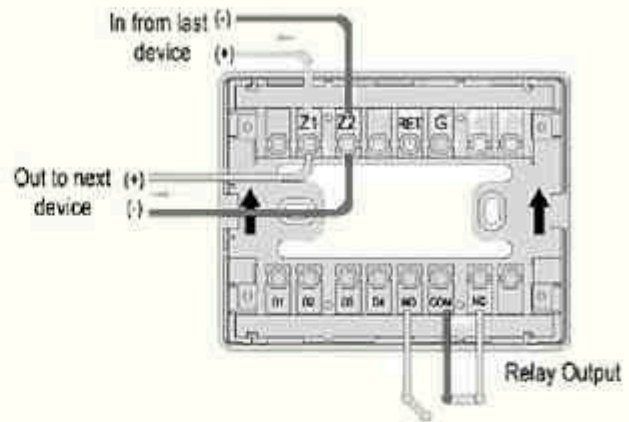


Figure 2: Relay Output Wiring Details (Loop Powered) mostly used

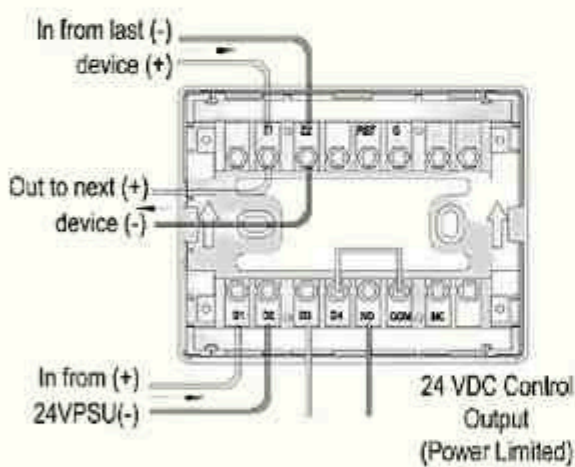


Figure 3: Control Output Wiring Details (Required External Power Supply)

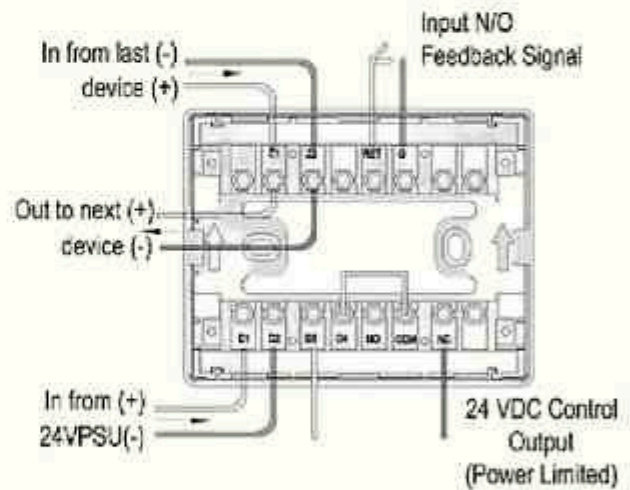


Figure 4: Control Output With Feedback Signal Wiring Details (Required External Power Supply)

# GA7230 Isolator Module



## Overview

The GA7230 is manufactured based on the requirement of EN 54 part 17, European Standard. The Isolator is placed at intervals on the loop and ensures that, in the case of a short circuit, only the section between the isolators will be affected. When the short circuit is removed, the isolators automatically restore power and data to the isolated section.

The unit is aesthetically pleasing with unobtrusive design that will complement modern building designs and its plug-in type assemblies make installation and maintenance more convenient to the installer. The GA7230 Isolators Module is compatible to the GA7004 Analogue Intelligent Fire Alarm Control Panel, produced by single manufacture to avoid addressable communication compatibility problem.

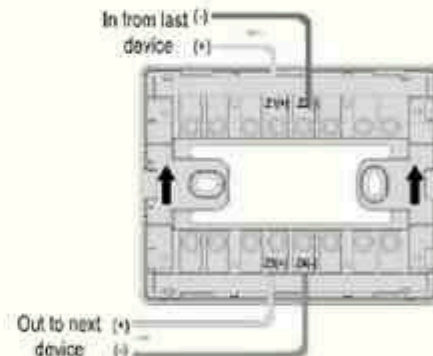
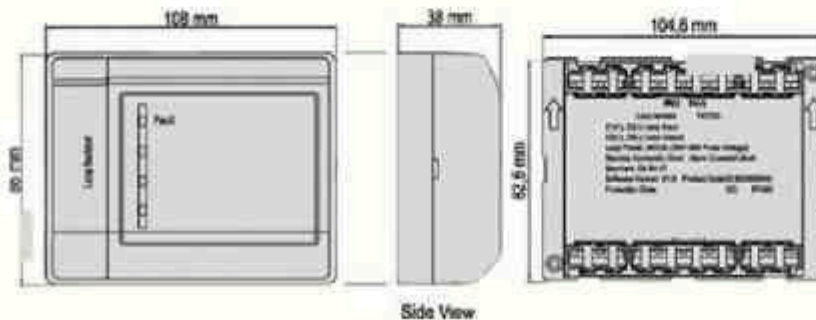
## Features and Benefits

- Comply with EN54-17:2005
- LPCB Approved
- In the event of a short circuit isolates faulty parts of the loop.
- Automatically resetting once the fault has been cleared.
- Can monitor up to 70 devices.
- LED status indicator
- Loop powered device
- Aesthetically pleasing design
- Surface mounting with fix base for simple installation

## Technical Specification

<b>Approval</b>	LPCB / CE-CPR
<b>Compliance</b>	EN54-17:2005
<b>Power Rating</b>	
<b>Input Voltage</b>	24V DC [16V to 28V]
<b>Current Consumption</b>	Standby 0.15mA, Alarm: 1.8mA
<b>Maximum Open Voltage (VSO MAX)</b>	11V
<b>Minimum Open Voltage (VSO MIN)</b>	8V
<b>Maximum Close Voltage (VSC MAX)</b>	3V
<b>Minimum Close Voltage (VSC MIN)</b>	1.4V
<b>Maximum Continuous Current (IC MAX)</b>	500mA
<b>Maximum Transient Output Current (IS MAX)</b>	5A
<b>Maximum Leakage Current (IL MAX)</b>	2mA
<b>Max closed impedance (ZC MAX)</b>	0.65 ohms
<b>Humidity</b>	0 to 95% Relative Humidity, Noncondensing
<b>Operating Temperature</b>	-10°C to +50°C

<b>Module</b>	
<b>Protocol</b>	GULF
<b>Number of monitored</b>	Max 70 Devices
<b>Output Impedance</b>	480 ohms
<b>Indicator Status</b>	Normal: Single blink/Active: Steady-on
<b>Material / Color</b>	ABS / White Glossy finishing
<b>Dimension / LWH</b>	108 mm x 86 mm x38 mm
<b>Weight</b>	152g (with Base), 81g (without Base)
<b>Ingress Protection</b>	IP30
<b>Humidity</b>	0 to 95% Relative Humidity, Nor condensing



### Terminal Description

- Z1 Signal In (+)
- Z1 Signal Out (+)
- Z2 Signal In (-)
- Z2 Signal Out (-)

# GA7232

## Base Mount Short Circuit Isolator



### Overview

The GA7232 manufactured based on the requirement of EN 54 part 17, European Standard. In the event of short circuit on the detection loop the GA7232 Isolators either side of the loop will detect the problem and open circuit and isolates the faulty part of the loop, enabling other devices on the unaffected part of the loop to operate normally. The base mount short circuit isolator will continue to monitor for the fault to be repaired, once the fault is cleared the isolator will automatically reinstate the effected part of the loop.

The unit is aesthetically pleasing with unobtrusive design that will complement modern building designs and used to mount intelligent GA7100 smoke detector, GA7110 heat detector. The GA7232 base mount short circuit isolator is compatible to the GA7004 Analogue Intelligent Fire Alarm Control Panel, produced by single manufacture GULF, to avoid addressable communication compatibility problem.

### Features and Benefits

- EN54-17:2005 Compliance
- LPCB Approved
- In the event of a short circuit isolates faulty parts of the loop.
- Automatically resetting once the fault has been cleared.
- Can monitor up to 70 devices.
- LED status indicator
- Loop powered device
- Aesthetically pleasing design
- Surface mounting installation

### Device and Wiring Details

#### Terminal Description

- Z1 + Signal In
- Z0 + Signal Out
- Z1 - Signal In
- Z0 - Signal Out



## Technical Specification

<b>Approval</b>	LPCB / CE-CPR
<b>Compliance</b>	EN54-17:2005
<b>Power Rating</b>	
<b>Input Voltage</b>	24V DC (16V to 28V)
<b>Current Consumption</b>	Standby 0.15mA, Alarm: 1.8mA
<b>Maximum Open Voltage (VSO MAX)</b>	11V
<b>Minimum Open Voltage (VSO MIN)</b>	8V
<b>Maximum Close Voltage (VSC MAX)</b>	3V
<b>Minimum Close Voltage (VSC MIN)</b>	1.4V
<b>Maximum Continuous Current (IC MAX)</b>	500mA
<b>Maximum Transient Output Current (IS MAX)</b>	5A
<b>Maximum Leakage Current (IL MAX)</b>	2mA
<b>Max closed impedance (ZC MAX)</b>	0.65 ohms
<b>Module</b>	
<b>Protocol</b>	GULF
<b>Number of monitored</b>	Max 70 Devices
<b>Output Impedance</b>	480 ohms
<b>Indicator Status</b>	Normal: Single blink/Active: Steady-on
<b>Material / Colour</b>	ABS / White Glossy finishing
<b>Dimension / Height</b>	Diameter:100.7 / 35mm
<b>Weight</b>	55g (with Base)
<b>Ingress Protection</b>	IP30
<b>Humidity</b>	0 to 95% Relative Humidity, Non condensing
<b>Operating Temperature</b>	-10°C to +50°C



# GA7130

## Conventional Reflective Beam Detector

The system comprises of a single unit incorporating an infrared transmitter and receiver. The signal generated in the transmitter element and reflected by the prism back to the receiver element is analyzed for the presence of smoke. GA7130 Conventional Reflective Beam Detector has built in Laser beam pointing and Digital guide display for real user-friendly alignment method. The Laser beam pointing accurately point the exact location where to mount mirror and with additional digital guide display allows to monitor and guide on the actual light intensity between the mirror and detector which cannot be seen by our naked eye making it easier and more convenient in alignment commissioning. The GA7130 has four adjustable operational ranges of between 8 to 20, 20 to 40, 40 to 70 and 70 to 100 meters beside with three adjustable sensitivity setting ranges from 2.6dB, 3.8dB and 5.8dB to meet the specific environmental requirement. The GA7130 works on the principle of reflective infrared beam obscuration. Used in conjunction with a reflector, it will notify the fire alarm panel when the infrared beam is obscured by smoke.



### Features and Benefits

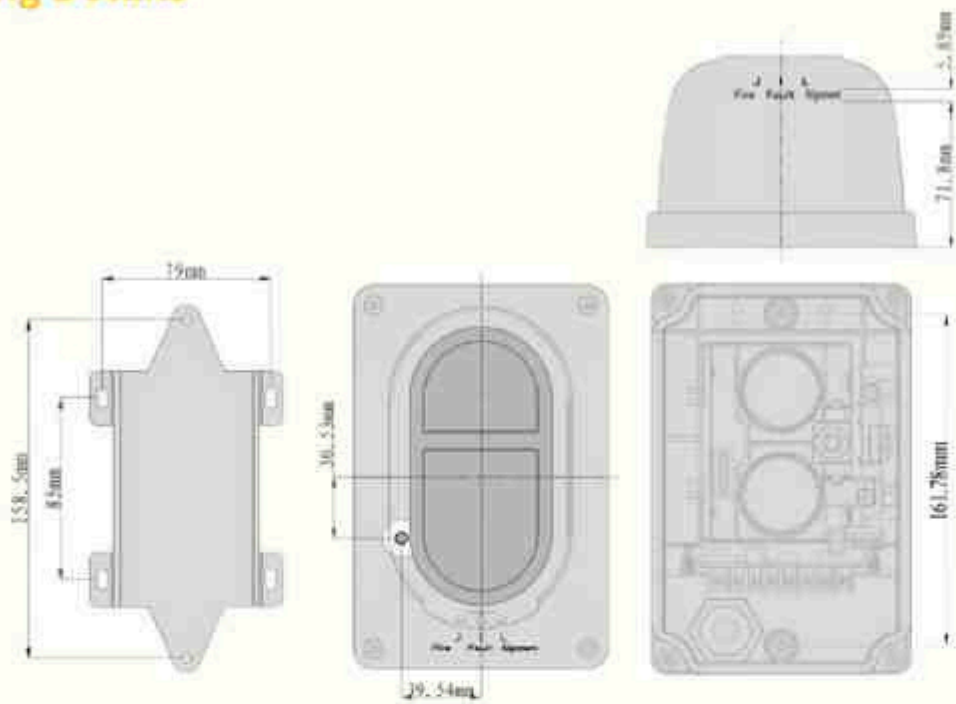
- Comply with EN54-12
- Hassle free alignment, built with digital guide display and laser beam pointing.
- Employ single-ended design through reflective mirror.
- Four ranges wide monitoring from 8-100 meters via encoder
- Three users programing sensitivity adjustment
- Built-in microprocessor
- Self-diagnosis function can monitor for internal faults.
- Automatic compensation for factors weakening received signals, such as dust contamination, positional movement, and ageing of the transmitter.
- Fire and Fault interfacing relays
- Attractive and pleasing appearance
- Real User-friendly alignment method




## Technical Specification

<b>Part Number</b>	GA7130	<b>Alignment Guide</b>	Laser Beam Pointer
<b>Standard</b>		<b>Digital Display Guide</b>	Nixie Tube
<b>Approval</b>	LPCB / CE-CPR	<b>LED Indicator Guide</b>	Red: Fire; Yellow: Fault; Green: Alignment
<b>Standard Compliance</b>	EN54-12:2015	<b>Reset Time</b>	Less than 2 Second (Power Cut)
<b>Fire Detection and Alarm Systems</b>	BS 5839 PART 1:2002	<b>Relay Capacity [Fire &amp; Fault]</b>	Normally Open/ 2.0 A; 30V DC
<b>Specification</b>		<b>Physical</b>	
<b>Operating Voltage</b>	20V to 28V DC	<b>Material / Colour</b>	ABS / White
<b>Current Parameters</b>	Standby:23mA Commission:56mA Alarm:33mA	<b>Dimension / Weight</b>	L:190.87 x W:126.87 x H:91.96 mm / 440 gm
<b>Beam Sensor Sensitivity (via Encoder)</b>	Level 1: 2.6 dB High Sensitivity Level 2: 3.8 dB Medium Sensitivity Level 3: 5.8 dB Low Sensitivity	<b>Accessories</b>	Mounting Bracket/ GA7130-R 4 x Mirror Reflector
<b>Beam Pathway Length (via Encoder)</b>	Span 1: 8 to 20 meters Short Path (1x mirror reflector required) Span 2: 20 to 40 meters Short Path (1x mirror reflector required) Span 3: 40 to 70 meters Normal Path (4x mirror reflector required) Span 4: 70 to 100 meters Long Path (4x mirror reflector required)	<b>Environmental</b>	Operating Temperature / Protection Rating -10 C to 55°C / IP30 (IP66 glue seal-For permanent fixing)
<b>Beam Path Angle</b>	±0.5° Directional	<b>Humidity</b>	0 to 95% Relative Humidity, Non condensing

## Mounting Details



## Names and Locations



# Get In Touch



ANHUI GLEADER INTELLIGENT TECHNOLOGY CO. LTD.,  
安徽格莱德智能科技有限公司

PRAISE TECHNOLOGIES PTE LTD.

GLEADER PRAISE L.L.C-FZ

جليدير برايس ش.ذ.م.م-منطقة حرة



**Be Alert, Act Fast**

---